



# KOI CLUB OF SAN DIEGO NEWSLETTER© October 2019

Volume: 19 Issue 10

Po Box 22833

San Diego, CA 92192

[www.koiclubofsandiego.org](http://www.koiclubofsandiego.org)



**General Meeting October 13, 2019**  
**Home of Matt Rhoades & Jill Kluth**  
**3130 Elliott Street**  
**San Diego CA 92106**

**12:30pm Social Lunch Meeting Starts @1:30pm**  
**Speaker: John Svelan Topic: Koi Anatomy**  
**Pot Luck & Please bring your chair.**



## Directions

**From the 5 go to Rosecrans exit. Proceed on Rosecrans West to Elliott. Turn right on Elliott and the house is on the right.**

**From the 8 Take the Rosecrans exit. Proceed west on Rosecrans to Elliott. Turn right on Elliott and the house will be on the right**

# CALENDAR of EVENTS

## Committee Meetings

**Steering Committee  
October 2nd 2019**

**Time: 7:00 pm**

**Place: Sizzler @**

**I-15 and Aero Drive**

**Become more involved.**

**Attend a meeting !**

**MEETINGS ARE OPEN TO ALL  
ACTIVE MEMBERS.**

**Steering Committee  
November 6th 2019**

**Time: 7:00 pm**

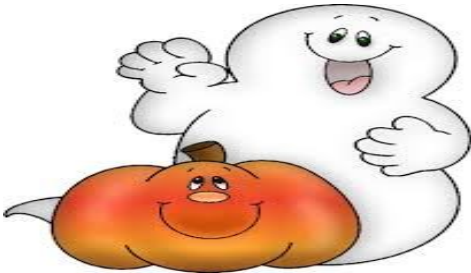
**Place: Sizzler @**

**I-15 and Aero Drive**

**Become more involved.**

**Attend a meeting !**

**MEETINGS ARE OPEN TO ALL  
ACTIVE MEMBERS.**



## WELCOME NEW MEMBERS

Have you received your welcome  
package?

You should be receiving this from our  
Membership Chairman Greg Ruth

## WELCOME RENEWING MEMBERS

Galen & Maureen Hansen  
Elizabeth del Pozo  
Sam & Terri Seat  
Bill & Lori Thompson

<http://www.koiclubofsandiego.org/>

## General Meetings

**October 13th 2019**

**Matt Rhoades**

**3130 Elliott St.**

**San Diego, 92106**

**12:30pm Social Lunch  
Meeting Starts @1:30pm  
Pot Luck &  
Please bring your chair**

**November**

**12:30pm Social Lunch  
Meeting Starts @1:30pm  
Pot Luck &  
Please bring your chair**

**December 8th 2019**

**Christmas Party  
Gift Exchange**

**Frank & Nancy Canniz-  
zaro**

**11727 Invierno Drive  
SD 92124**

**Speaker: Santa Claus**

**Social Hour @12:30 pm  
Meeting Starts @ 1:30 pm**

**Food will be provided**

**Club to provide Drinks**

**No need to bring chairs**

**Bring a gift—Pick a gift**

**Please**

**NO Cinnamon Products!!**

## Upcoming Events 2018



The Koi Club of San Diego  
Annual Friends of Koi Auction

Sunday October 27, 2019



Hundreds of Beautiful Koi from 6" to jumbos will be looking for new homes at bargain prices as well as some gently used pond equipment.

Held at **Matrix Enterprises** Kathy & Ernie Stewart, owners  
12310 Stowe Drive Auction to be held in rear of building  
Poway, CA 92065

**Sellers** 7:30 a.m. Check in of your pre-bagged Koi and used equipment. Oxygen is available upon arrival, if requested.  
Note: each bag received will be auctioned as a single lot; please separate your Koi into individual bags prior to arrival.  
The club reserves the right to reject any Koi for health concerns.  
Please note the 6" minimum size and if you wish to bring more than 20 Koi you must have prior approval; contact Tamsie at (619) 427-9008.

**Buyers** 9:00 a.m. Viewing of the Koi and used equipment for Sale  
10:00 a.m. Auction starts  
12:30 p.m. Approximate 30 minute lunch break  
3:00 p.m. Approximate end of the auction and your new Koi are available to be picked up. Please note Koi cannot be removed until the end of the auction, without approval prior to the day of the auction.  
Buyers should quarantine their purchases; the club makes no guarantee of the Koi's health. Bring boxes/coolers to transport your new fish safely.  
Payment is accepted in cash, check or credit card. Sales tax is added to each purchase. Your Koi will be in a new plastic bag with oxygen; all you will need are boxes/coolers for the trip home.

Bidder registration is \$5.00 and includes a lunch & drink ticket for one. Additional sandwiches, chips and drinks are available for purchase.

For more information please contact Tamsie  
[KoiAuction@KoicSD.org](mailto:KoiAuction@KoicSD.org) (619) 427-9008  
<http://KoiclubofSanDiego.org/>

Click anywhere on the notice to view at  
the website

Host a MEETING

Call / E-mail Matt Rhoades

(619)517-8270

[venue@koicsd.org](mailto:venue@koicsd.org)

Linda Pluth VP of Program

[program@koicsd.org](mailto:program@koicsd.org)

(619) 200-4146

The Original KCSD Koi Club  
Facebook page is up and running. Just  
enter Koi Club of San Diego  
in the friend search at the top of your  
Facebook page to friend it.



Find us on:  
**facebook®**

Inquiries concerning our  
Treasurer's report  
should be directed to:  
[treasurer@koicsd.org](mailto:treasurer@koicsd.org)



## OFFICERS

<b>PRESIDENT:</b> Al Pierce	(619) 427-9008	president@koicsd.org
<b>First VP-PROGRAM:</b> Linda Pluth	(619) 200-4146	program@koicsd.org
<b>Second VP-VENUE:</b> Matt Rhoades	(619)517-8270	venue@koicsd.org
<b>SECRETARY:</b> Phyllis Spoor	(858) 292-4857	secretary@koicsd.org
<b>TREASURER:</b> Dr. Jessica Lynch	(619) 3 70-8045	treasurer@koicsd.org

## Koi Person of The Year 2019– Greg Ruth

### APPOINTED OFFICERS

<b>SHOW CHAIRMAN 2020:</b> Matt Rhoades	(619)517-8270	show@koicsd.org
<b>Webmaster-:</b> Jerry Myers	(619)405-8908	webmaster@koicsd.org
<b>MEMBERSHIP:</b> Greg Ruth	(858) 395-7882	membership@koicsd.org
<b>PUBLICITY:</b> Vacant		publicity@koicsd.org
<b>NEWSLETTER:</b> Jerry Myers	(619) 405-8908	newsletter@koicsd.org
<b>AKCA REPRESENTATIVE:</b> Scotty Yee	(714)943-3906	akcarep@koicsd.org
<b>CLUB HISTORIAN:</b> Dr. Galen Hansen	(619) 440-2035	historian@koicsd.org
<b>PROPERTY MANAGER:</b> Al Pierce	(619) 427-9008	property@koicsd.org
<b>LIBRARIAN AND KOI HEALTH ADVISOR:</b> Koi Jack Chapman	(619) 669-0490	health@koicsd.org
<b>FINANCIAL REVIEW CHAIRMAN:</b> VACANT		finance@koicsd.org
<b>CORRESPONDENCE SECRETARY:</b> Shirley Elswick	(619) 222-9825	correspondence@koicsd.org
<b>JAPANESE FRIENDSHIP GARDEN LIAISON:</b> Linda Pluth	(619) 200-4146	jfg@koicsd.org

### MEMBERS AT LARGE

John Svelan Bill Thompson Tamsie Pierce

### HELPING HANDS

<b>WATER QUALITY:</b> Jack Chapman	(619) 669-0490	waterquality@koicsd.org
<b>KOI HEALTH ADVISOR:</b> Jack Chapman	(619) 669-0490	health@koicsd.org
<b>PROGRAM SUGGESTIONS: :</b> Linda Pluth	(619) 200-4146	program@koicsd.org
<b>TO HOST A MEETING:</b> Matt Rhoades	(619)517-8270	venue@koicsd.org
<b>TO SUBMIT AN ARTICLE:</b> Linda Pluth	(619) 200-4146	input@koicsd.org



# The President's Corner

## October 2019

What a fascinating and unique September meeting.

While warm weather was just starting to break we had a cool shaded meeting in Bonita at the home of Terri and Sam Seat. Despite our reflex to bring chairs, there was plenty of seating which meant less to lug back to the cars at the end. Between the impressive water fall into the koi pond and Terri's equally impressive collection of low water succulents we were surrounded by relaxation. Thank you Sam and Terri for inviting us into your own paradise.

While there was no formal speaker at the meeting, Jack Chapman had a table full of students working with his class to make koi food — zip lock bags of a powder premixed with ingredients extra nutritious for our koi. Jack then added water to each person's bag that enabled it to be formed (with patience and mixing) into koi pellets (koi "Bombs" per Jack).

Those who had reserved bags worked and listened to Jack.

The rest of us watched and listened to Jack explain each step of the way.

Everyone walked away with great information. Thank you Jack Chapman for the hands on experience.

A big shout out to Laguna Koi Ponds for the 4 small fish in the September drawing. Laguna Koi Ponds had a Labor Day sale on September first — a big discount on both fish and koi food and supplies. Although the operative word for the fish was small, all were promptly adopted early in the meeting drawing.

Did you come to the show in March, look at all the prize winning fish and get inspired to add too many fish to your own pond?

Well, here's your chance to solve some of that problem. On October 27th we will be holding our annual Koi Auction at Matrix Enterprises, 12310 Stowe Drive off Pomerado Road in Poway. Proceeds from the auction will go toward funding for the 2020 Koi Show expenses. Fish of all sizes will be up for auction from members' ponds as well as some gently used equipment.

We will need all sorts of help to stage this event — One Day, usually over by 3 PM, prices so low you will be thrilled at the bargains. Set up the event, receive fish, traffic control, unbag and rebag the fish, serve lunch, monitor purchased fish going home are just a few of the things you can do to help and, of course, bring fish to sell or purchase even more!

At the October meeting a clipboard with more detail on where you can help (other than simply bringing fish) will be passed around or you can contact Tamsie Pierce, Auction Chair, at (619) 427-9008 or email at [Tamsie@cox.net](mailto:Tamsie@cox.net).

Al Pierce  
President  
Koi Club of San Diego







# Notes from the Board

September 2019

Phyllis Spoor

Fun Filled Koing

**MONTHLY MEETINGS:** The September 8<sup>th</sup> meeting will be held at the Seats in Bonita. The October 13<sup>th</sup> General Meeting will be at Matt Rhoades' home in Point Loma. Matt will do a Koi Identification on Shiro Utsuri and John Svelan will speak on Koi Anatomy.

**AUCTION:** The KCSD Auction will be Sunday October 27<sup>th</sup> at Matrix Enterprises, Kathy Stewart's business in Poway. Set up will be the Saturday before with the auction the following Sunday from 10:00am to 3pm with teardown after close. We need volunteers especially people who can stay late on Sunday and help with teardown. A signup sheet with listed duties will be passed around at our September and October meetings for people to sign up.

**MEMBERSHIP:** John Svelan reported for Greg Ruth that we have 100 families with Active memberships.

**MEMBERSHIP QUESTIONNAIRE:** John Svelan received 13 Survey Responses with some great suggestions from members to incorporate in near future regarding club happenings and meetings. He will be accepting more responses on an ongoing basis. It is never too late to offer suggestions which are sincerely appreciated.

**MEETING HOSTING OPPORTUNITIES:** If you would like to host a meeting please contact Matt Rhoades: [venue@koicsd.org](mailto:venue@koicsd.org). Matt needs venues for November on. In the future if nobody volunteers to host a monthly meeting the meeting will be canceled. We need new hosts to sign up. People are coming to see your KOI not to inspect your house or yard. The same policy of cancellation will hold for the Auction and KOI Show if we don't get enough participants/volunteers.

**UPCOMING SPEAKERS:** For the September 8<sup>th</sup> meeting Jack Chapman will conduct an interactive custom mixing KOI Food Lab. John Svelan will speak on Koi Anatomy at the October 13<sup>th</sup> meeting.

**PROGRAM OPPORTUNITIES:** Suggestions for speakers or topics are needed. There is a lot to learn about koi keeping and we need to hear what you would like to learn about and/or who you would like to speak/present or can provide the expertise that you need to make your koi experience better! We need speakers going forward from November. Contact Linda Pluth ([program@koicsd.org](mailto:program@koicsd.org)) with your suggestions.

**PUBLICITY:** We still need a publicity chairman. Mike will share his contacts names and phone numbers from his years as Publicity Chairman and will help guide the new Publicity Chairman.

**TREASURER'S REPORT:** Dr. Jessica Lynch reported that the month was quiet with no surprises. Al Pierce will investigate the fluctuating website charges and report back next meeting.

**JFG:** Linda reported that the Bio Filter cleaning will be done 9/14 from 8:00am to 10am. Volunteers are needed to help. The Volunteer Dinner will be September 27<sup>th</sup> hosted by JFG.

**KHA:** Jack reported that spring has not brought many problems. He had one case of fish lice that was resolved with two treatments of Dimilin.

**NEWSLETTER:** Newsletter items need to be to Linda by the 10<sup>th</sup>.

**AKCA:** Scotty Yee was absent-no AKCA Report.

**KSCD 2020 KOI Show:** 2020 Show Chairman reported the first contract payment for the 2020 KOI Show has been made. The Show at the Del Mar Fair Grounds has been confirmed For Marc 6<sup>th</sup>, 7<sup>th</sup> and 8<sup>th</sup> 2020. The show is moving right along.



**KHA KORNER**  
by  
**“KOI” Jack Chapman**  
**Ammonia NH<sub>3</sub> & Ammonium NH<sub>4</sub>**

Can never go wrong with water quality articles and ammonia is one of my favorites to try and keep fresh on your mind and I've not written on it since 2017 so this is an update of that article. The most important aspect in maintaining your koi's health is proper water quality. All koi hobbyists need a rudimentary understanding of NH<sub>3</sub> and NH<sub>4</sub>. Ammonia NH<sub>3</sub> is toxic to koi and can and will cause additional stress, a reduction in growth, drab coloration, increased illness events with extended healing times due to depressed immune system, reduced life span via gill hyperplasia (reduces oxygen absorption and waste excretion ability of gill tissue) leading to loss of koi. Ammonia is a by-product of protein metabolism from utilization of ingested food and is excreted from the gills (reported to be 75 to 80%) or as urea for the remainder. So by feeding more during summer with higher protein foods you will have increased your koi's NH<sub>3</sub> production – BIG TIME! Also don't forget that koi are NOT the only source of ammonia in your pond – as the decomposition of all organic material produces ammonia. Think all plant material, uneaten food and oh yes undigested/non-assimilated food ingredients expelled as fish poop. If your pond water source has chloramines, ammonia will be released when you dechlorinate the water with chemicals. So, no article trying to do justice on this subject can escape the science/chemistry to provide the reader a basic understanding of the constant moving target of the level of toxicity of ammonia given a range of pH and temp. Most articles on this subject are complete with charts and I would encourage you to review them for a better understanding of this moving target of toxic levels. Put as simple as I can:

Ammonia NH <sub>3</sub>	Ammonium NH <sub>4</sub>
Un-ionized	Ionized
Toxic	Mostly Non-toxic

In water the reaction can and does go both directions NH<sub>3</sub> to NH<sub>4</sub> & NH<sub>4</sub> back to NH<sub>3</sub>.

Most test kits measure total ammonia and yes it's a total of un-ionized and ionized.

pH is the key player as to the toxicity level and as pH rises so does the percentage of toxic un-ionized NH<sub>3</sub>.

Temperature is a secondary factor and as water temp rises so does the toxicity level of a given pH level. This effect is not as significant as the pH changes.

Ammonia has proven to be even more toxic in the presence of low oxygen levels.

**In my opinion and to cut to the chase, any test kit measurable amount of ammonia is undesirable and in need of corrective action.** All the charts do is help with the degree of urgency at hand, which is why I kept the science to a minimum. Yes, 0.1ppm should make you want to reduce it!! It has been my KHA experience that the long term low level exposure to ammonia is discovered when I make a pond call for sick koi (parasites and bacteria) and find the additional problem of low to moderate levels of ammonia. Your koi suffering from the effects of ammonia poisoning can isolate themselves, stay on the bottom with clamped fins, and upon examination be very slimy. They can develop a general pink to red hue on the body with small red lines and red lines in the fins and red at the edges of fins. We call it ammonia burn. Believe it or not a pond or show tank can even produce an identifiable smell to it – learned from experience.

So what's a pond owner to do???

Foremost have an Ammonia Test Kit that's less than a year old and test your water weekly – before your weekly water change and pre-filter cleaning and record the results.

[Continued on next page](#)



**KHA KORNER**  
**by**  
**“KOI” Jack Chapman**

The following list is not in order of precedents but the first few are more significant in reducing ammonia levels. And I'm sure I've missed some.

**Daily water changes** – The solution to pollution is dilution!!

Reduce feeding (low level 0.5ppm) to spot feeding (1.0 or higher). Koi do just fine for a couple of weeks and longer without being fed.

Reduce fish load.

Reduce your water turn over time – get the water with NH<sub>3</sub> to the filter faster.

Increase bio capacity – part of a long-term plan.

Use chemicals (ClorAm-X or Ultimate) to bind the ammonia into a non-toxic form and best if done in connection with a large water change.

Clean pre-filter more often and keep bottom of pond clean and free of visible particulate matter.

Look into activated carbon – good for pollutants to include ammonia and good for 3 to 4 months.

Look into sludge buster and bio boosters – to each his own.

Add salt – suggest 1 pound per 100 gallons for a reading of 0.1% to increase ionization of ammonia making ammonia less toxic – per Nicholas Saint-Erne, DVM. (Caution – salt will release the ammonia from your Zeolite bag so remove the bag before adding salt).

If oxygen levels are low then add oxygen as the closer you get to oxygen saturation in your pond water the better.

Rechargeable Zeolites – old school but could help in short run till other changes catch-up but not in combination with salt.

Additional shade to help lower pond temp.

On short temp bases for higher pH's with higher ammonia levels you can look into reducing the pH, but you want to avoid wide daily pH changes **OR go back to number 1 on this list.**

When this article was edited John Svelan asked if I wanted to mention a pH crash with an additional ammonia issue. Good catch for John as when you have a pH crash with fish loss you are so concerned about raising the pH you just forget to check your NH<sub>3</sub> levels that will become more poisonous to your koi when you elevate your pH which could lead to additional koi losses. You would need to bind the NH<sub>3</sub> with the chemicals listed in number 6 above before or in connection with a large water change.

That about covers it for me and hopefully gives you reason to explore more info on your own as it is not hard to find a ton of info on the subject. Just maybe you will even find time to test your pond water for ammonia.

r/koi jack

Editors Note: Some added information that may prove helpful. Some test kits will still show ammonia, nitrite and nitrate after using a bonding agent. The binders Do Not remove the ammonia Nitrite and Nitrate but bind it so it is less harmful to your fish and your filter can digest it much easier. There is a test for FREE ammonia, not bound I think one is made by seachem.

There are other dechlorators out there that also bind such as Prime and Safe. These will also bind the ammonia, nitrite and nitrate. As with anything related to your pond an education is key and the more you can learn the better off your koi will be.

Some of you may say “Hey Jerry you forgot Sodium Thiosulfate”. I didn't forget it, you CAN use it as a dechlor but that's all it will do. It does not bind the ammonia, nitrite or the nitrate.

There is discussion that one shouldn't need a binder because their filter system should handle it all. But we all do not have the perfect set up from shape of pond, filtration and number of fish, so we all can use a little help.

Ohh and on the subjects of water changes be sure to test your source water before you do a change.

<https://pentairaes.com/cloram-xr-water-conditioner.html>

<https://www.koiphen.com/forums/showthread.php?89718-Ultimate-Water-Conditioner>

<https://www.seachem.com/prime.php>

<https://www.seachem.com/safe.php>

<https://pentairaes.com/proliner-dechlorinator-sodium-thiosulfate.html>

Are you looking for a stimulating day with folks who appreciate your passion for koi in all their varieties? Come and join us at the Friends of Koi Auction on Sunday, October 27 at Matrix Enterprises, 12310 Stowe Drive (off Pomerado) in Poway.

This is your chance to:

- Support the Koi Club of San Diego
- Raise funds for the KCSD 2020 Koi Show in March
- Find good homes for those fish that have outgrown your pond
- Find that one spectacular fish to represent you in the show
- Spend the day with other koi enthusiasts
- And, of course, get a free lunch for volunteering your brains or brawn.

We can always use your help at the auction, even if you have no intention of selling or buying fish. From setting up the shade cover for the bidders at noon on Saturday, filling the holding tanks and shading them, to preparing fish for their runway experience (and thus gaining the best view possible of who needs a new home in your pond) to the final clean up, pack up and heading home.

If you have not already let us know that you want to help, or have questions, please call Tamsie Pierce at (619) 427-9008 or email at [Tamsie@cox.net](mailto:Tamsie@cox.net)

In general:

Saturday, October 26- 12 Noon

Set up – fill tanks, shade for bidders, shade for tanks

Sunday, October 27

7 AM – finish setting up for auction – set up bidder chairs, PA system,

7:30 AM - start accepting fish and equipment for Auction

9:00 AM – Viewing fish and used equipment

10:00 AM – Auction starts

12:30 PM - Approximately 30 minute lunch break

3:00 PM - Approximate end of the auction.

Come and help support the Koi Club. Bring fish. Buy fish and...

Just as importantly, help with the running of the auction. Have that “first view” of which fish are being auctioned by helping to unbag and send them down the runway between the rows of bidders.

Help with set up and tear down and be able to sit with the bidders and add some new gems to your pond. Polish your skills at re-bagging and labeling each fish bag as the fish are sold to await the buyer at the end of the auction.

Sign up or just show up. We believe strongly in OJT (On the Job Training) and we all started, literally, knowing nothing about the koi hobby and are thrilled to share the experience with anyone who dares stand still long enough to listen.

Some of the help we need:

On Saturday --Picking up the tanks

Picking up equipment from the shed in Escondido

Setting up the auction area: chairs, shade covers/canopies over the tanks

On Sunday – 7 AM finish setting up

Check water quality of tanks

**See Poster next page for more info on attending the auction as  
a Bidder or Seller  
OR  
Just to have a good time and view some great koi**





## The Koi Club of San Diego Annual Friends of Koi Auction

**Sunday October 27, 2019**



Hundreds of Beautiful Koi from 6" to jumbos will be looking for new homes at bargain prices as well as some gently used pond equipment.

Held at **Matrix Enterprises** Kathy & Ernie Stewart, owners  
**12310 Stowe Drive** Auction to be held in rear of building  
**Poway, CA 92065**

### Sellers

7:30 a.m. Check in of your pre-bagged Koi and used equipment. Oxygen is available upon arrival, **if requested**.  
Note: each bag received will be auctioned as a single lot; please separate your Koi into individual bags prior to arrival.

*The club reserves the right to reject any Koi for health concerns.*

**Please note** the 6" minimum size and if you wish to bring more than 20 Koi you must have prior approval; contact Tamsie at (619) 427-9008.

**Buyers** 9:00 a.m. Viewing of the Koi and used equipment for Sale  
10:00 a.m. Auction starts  
12:30 p.m. Approximate 30 minute lunch break  
3:00 p.m. Approximate end of the auction and your new Koi are available to be picked up. Please note Koi cannot be removed until the end of the auction, **without approval prior to the day of the auction**.

*Buyers should quarantine their purchases; the club makes no guarantee of the Koi's health. Bring boxes/coolers to transport your new fish safely.*

**Payment is accepted in cash, check or credit card.** Sales tax is added to each purchase. Your Koi will be in a new plastic bag with oxygen; all you will need are **boxes/coolers for the trip home**.

**Bidder registration is \$5.00** and includes a lunch & drink ticket for one. Additional sandwiches, chips and drinks are available for purchase.

For more information please contact Tamsie	KoiAuction@KoiCSD.org	(619) 427-9008
---	-----------------------	----------------

**<http://KoiClubofSanDiego.org/>**

[Click here to view at the website](#)

## Koi Club of San Diego Ponder Profile

Matt Rhoades and Jill Kluth

San Diego, California



Matt and Jill along with son Cole and their two dogs reside in the San Diego community of Point Loma. The quaint home in a quiet upscale neighborhood was built in 1926 by an early San Diegan businessman. Matt is a fourth grade teacher at Crown Point Music Academy, Jill is a senior accountant for a private contractor and Cole is a college student/commercial fisherman. They all have one thing in common... Koi!

Matt attended his first Koi Club of San Diego meeting in 2003 at the home of Norm Meck and immediately caught the koi bug. Since then he has been extremely active in the club by serving as Club President, Vice President of both Program and Venue and now holds the record as a fourth time Koi Show Chairman! Matt was also Koi Person of the Year in 2010! Growing up in Mission Beach, when he wasn't rescuing people from the surf as a lifeguard (who was often mistaken for "The Hoff") he spent lots of time in the water surfing, standup paddle boarding and now competes in open ocean canoe racing. Matt started out on his fish venture with a 15 gallon aquarium, a few early koi pond attempts and as you can see from Bill Newell's beautiful photographs he now has a beautiful and high tech Dream Pond!

The 16,000 gallon, 8' deep concrete dream pond was designed and built by Steve "Buck" Buckles with help from Matt and a few sub-contractors. The pond is equipped with the latest technology that includes a Profi Rotary Drum Eco 6560 mechanical filter, 8 large Bakki showers loaded with ceramic media serving as the biological filter, two ¾ hp Artesian pumps, an Aqua Viper 400 watt UV, large air pump, automatic feeder and the list goes on!



The pond is home to around 25 gorgeous fish who have patiently waited for three years in a plastic swimming pool while building permits were processed and the pond was being finished. Funny... fish don't really understand all the permitting process stuff. The majority of the fish are from our good friends Ken Liu of Barstow Koi and Ben Plonski of Laguna Koi. Matt's favorite variety is Shiro Utsuri and some are from Omosako Koi Farm in Japan. Matt loves showing his fish and has showed and won lots of awards in San Diego as well as Gardena, Bakersfield and Fresno. In closing, Matt has one of the best Senses of Humor and always keeps us smiling. "If you're not having fun, you're not doing it right."

Thanks for sharing your Ponder Profile!

John Svelan, Member at Large

Koi Club of San Diego







## THANK YOU FOR A SUCCESSFUL JFG FILTER CLEANING

A big THANK YOU to the nine brave people who came out early Saturday morning (the 14<sup>th</sup>) to help with the annual bio-filter cleaning at the Japanese Friendship Garden. Thanks to Al Pierce, Tamsie Pierce (a double big thanks to the Pierces for bringing donuts), Matt Rhoades, Cole Rhoades, Emma Rhoades, Ben Adams, Jack Chapman, Will Vukmanic and Linda Pluth for making quick work of a messy chore. A big thanks to Matt Rhoades who went into the pit (again) to pull out eight heavy, dirty rectangles of open cell foam for cleaning. While cleaning out the pit and foam, Jack replaced the UV lights on the opposite side of the filter system. Thank you, Jack. We were able to finish before it got too hot around 9:30 am. So we are good for one more year. Maybe next year we will see more new members participate in this fun event!!

A big thanks to Matt Rhoades who went into the pit (again) to pull out eight heavy, dirty rectangles of open cell foam for cleaning.



Matt Rhoades,  
Cole Rhoades,  
Emma Rhoades,  
Ben Adams,  
Jack Chapman,  
Will Vukmanic,  
Tamsie & Al Pierce  
and Linda Pluth




Continued  
next page

Photos by  
Scotty Yee






**More pictures of the JFG filter  
cleanup  
By Scotty Yee**





**Photos of the September General Meeting  
at the Home of  
Sam & Terri Seat**



**Photos by Phyllis Spoor aka Sparkly Hat**  
**[See more of the meeting here](#)**





**FUSION SOLAR**

THE OFFICIAL PARTNERS WITH THE SUN

**LOWEST PRICE GUARANTEE**

**SOLAR • ELECTRICAL • GENERATORS • BATTERY BACK UP**



**OUR SYSTEMS PRODUCE UP TO 20% MORE POWER THAN ANY OTHERS!  
WHY? IT'S OUR HYBRID TECHNOLOGY!**

**SHOW  
SPECIAL**

**2 FREE PANELS**

with a purchase of a

**FUSION SOLAR SYSTEM**

for meeting us at the 2019 San Diego Koi Show

CA LIC. #771199

WWW.FUSIONSOLAR.US

**760-705-1975**



Long time club member Ginger Herlihy had an exciting past weekend up at the Ventura Fairgrounds where her 4 year old dog “Stetson” competed in the Old English Sheepdog of America international competition. Nearly 100 dogs from all over the globe competed in the event. How did Stetson do? He captured “Winner’s Dog” which is first place out of seven different categories! Ginger, who is a certified judge, has been raising the fury, super smart Old English breed since she was a kid and has been involved with hundreds of dog shows across America. Congratulations to Stetson and Ginger!!



Stetson receiving his prestigious “Winner’s Dog” award.



Ginger at about age 5 with her first Old English “Panda”



“ I got my eye on you”



**From:** Japanese Friendship Garden

**Sent:** Monday, September 23, 2019 5:00 PM

**To:** lpluth@cox.net

**Subject:** Volunteer Movie Night on October 5th!



Click the poster to view RSVP link

## Koi Pond Questions and Answers

What does ppm actually mean?? We often hear the measurement of ppm or Parts Per Million when discussing water quality issues but what does ppm actually mean? How does it relate to our ponds?? Here's everything you may or may not want to know about this necessary math lesson that doctors, scientists, astronauts and even savvy pond keepers use.

Most contaminants are expressed as parts per million (ppm). This means that the concentration of a particular substance is very low even though the regulatory agency may consider it a significant amount. One ppm is 1 part in 1 million or the value is equivalent to the absolute fractional amount multiplied by one million. Confused? A better way to think of ppm is to visualize putting four drops of ink in a 55-gallon barrel of water and mixing it thoroughly. This procedure would produce an ink concentration of 1 ppm. Would it be safe to drink? Well, that depends on what the ink is made of and what was in the barrel before the water.

Parts per million also can be expressed as milligrams per liter (mg/L). This measurement is the mass of a chemical or contaminant per unit volume of water. Seeing ppm or mg/L on a lab report means the same thing! It is 1 mg of mass in a 1 liter container. To visualize this, One ppm is like:

One inch in 16 miles    One second in 11.5 days    One minute in two years

The Metric System units go in steps of 10, 100, and 1,000. For example, a milligram is a thousandth of a gram (moving the decimal point three places to the left) and a gram is a thousandth of a kilogram (again a difference of three places to the left on the decimal point). Thus, a milligram is a thousandth of a thousandth, or a millionth of a kilogram moving the decimal point six places. So, a milligram is one ppm of a kilogram; therefore, one ppm is the same as one milligram per kilogram.

One milligram in a kg is 1 ppm (by mass). One liter (L) of pure water (at 4 deg C and 1 standard atmosphere pressure) weighs exactly 1 kg, so 1 mg/L is 1ppm. Another way to say it is a liter of water weighs 1,000 grams or 1 million milligrams or 1 part per million. So is this important to us?

As an example, most of you may know that Ammonia (at any level) is very harmful to our pond dwellers and that is why we test for it religiously. If you notice your test kit's Ammonia first reading is .25 ppm (which would be like 1 drop of ink in that 55 gallon barrel) Yes... our fish are that sensitive so it's important that you know this stuff if you want to take this hobby seriously.

**Final Real World Example:** You may have heard or read that dosing your pond with 2-3 ppm Potassium Permanganate (aka PP) is a great way to dissolve organic compounds but if you don't do the math correctly and overdose your pond to 6 ppm you may harm or even kill your fish. So based on what you have read above, how do you determine what 2-3 ppm of what your pond is? First off you must know the total volume of your pond including filters, plant bogs, pipes, etc to be totally accurate. Let's say you have determined that you have a 5,000 gallon pond which equates to 18,927 liters. (ask Siri she knows). So here's the simple math for a 18,927 liter pond:

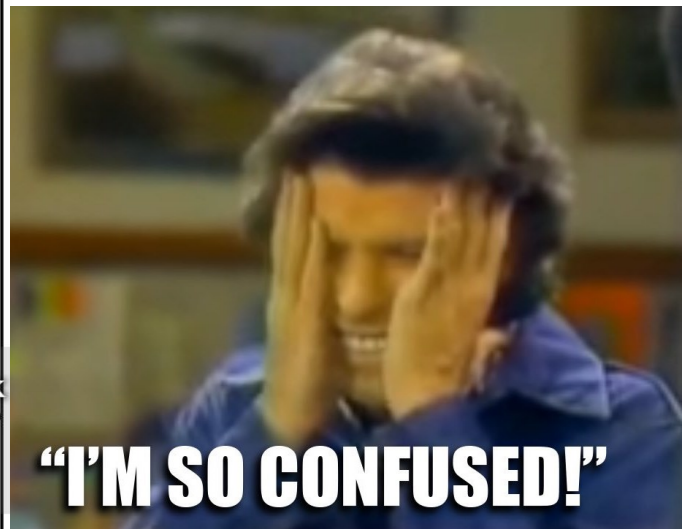
1 ppm/L = 18,927 mg/L (remember you need one mg/L so you need 18,927 mg of PP)

1000 mg = 1 gram so divide your 18,927 mg by a thousand and you get 18.927 grams/L to obtain 1ppm and double that to get 37.85 grams or 2ppm and so on.

You would be safe adding 38 grams of PP to a 5,000 pond to reach 2 ppm.

Hint: Don't have a gram scale? PP weighs 6 grams per tsp so you can figure 6.33 teaspoons to achieve 2 ppm in a 5,000 gallon pond. Keep Koing!!

Compiled by John Svelan, Koi Hobbyist



"Cubits? Haven't You gone metric yet?"



## *Ten Commandments of Koi Keeping*

*By: Dr. Erik L. Johnson, DVM*

- #1- Be skeptical of Marketing Representative. Ask them the “downside” of whatever they are recommending and see what they can say.
- #2- It will always be your favorite fish that dies. Try never to name your fish.
- #3- The best Koi are always being held for someone else.
- #4- Avoid Corn in the top two ingredients of any Koi diet. Fish meal or Shrimp meal should be first.
- #5- Always test first, then you can treat later.
- #6- Only buy imported Koi after the retailer's 3-week quarantine.
- #7- Assume that all new fish are infected with something.
- #8- You can make your own filter, but buy a no-cut bottom drain.
- #9- Avoid crowding fish, but if you must, you will need to be a master of water quality.
- #10- Always be ready to make major water-changes.

[You tube link to Dr. Johnsons videos and information](#)

[Click here](#)



# All the filter media you can imagine.

www.wave-point.com • info@wave-point.com

[Click image for web site](#)

**If you are a newer member and have Not received your new member packet  
(see below ) please let membership know.**

## **Welcome to the Koi Club San Diego,**

As part of your new membership, we have enclosed a few items we believe you will find helpful.



Included are:

- A welcome letter from our club president.
- A Koi Collector's Pocket Guide providing photos and descriptions of the major Koi varieties, a glossary of terms, and more.
- The Healthy Koi Made Easy book by Jessie M. Sanders, DVM, CertAqV
- A copy of the most recently published Show Brochure.
- And of course, this note!

These items are provided once when you join for the first time. They are available for purchase if additional copies are desired. Contact [membership@koicsd.org](mailto:membership@koicsd.org).



I have decided to link both the SmugMug accounts of Bill Newell & Phyllis Spoor to the newsletter and the website. Both of our club members take fantastic pictures of everything you can think of all over the world. For Bill's SmugMug click his picture. For Phyllis click her picture.



On behalf of the Koi Club of San Diego I want to thank both of **these** extraordinary photographers for their continued effort to capture the spirit of club members during our gatherings. From the Ponder Profiles, to monthly meetings, **Koi Rescues** and special events, **Phyllis Spoor and Bill Newell are always ready at a moments notice and we thank you!**



**Beautiful Japanese Style Garden Structures**  
 Unique Designs-Fine Materials-Quality Workmanship



Installed in the San Diego area or shipped nationwide



**WOODSSHOP.COM**

**Joe Wood 619.462.9663**  
 lic #523278

**Aquaticwarehouse.com**

*Aquatic Warehouse is San Diego's premiere pond supply and koi food store with over 24 years of professional experience in the hobby.*

*We Have Beautiful Koi For Sale*  
*Pond Supplys And Koi Food*  
*Medications*  
*Pumps And Filters*

5466 Complex ST  
 Suite 204  
 San Diego, CA 92123




**Aquatic Warehouse**  
 (858) 487-9297

Thank you to our newest advertiser for their support  
 Click the photo to go to website



# UNQUESTIONABLE QUALITY, CHAMPIONSHIP RESULTS

COLOR-ENHANCING

2019 WINNER  
All Japan Koi Show  
Grand Champion  
Mr. Zhou Tuan Zhang

**Hikari**

THE DIET OF  
★ 15 ★  
ALL JAPAN  
GRAND CHAMPIONS



[hikariusa.com](http://hikariusa.com) [fish@hikariusa.com](mailto:fish@hikariusa.com) (800) 621-5619

[@hikariusa](https://www.instagram.com/hikariusa) [@fishlovehikari](https://www.facebook.com/fishlovehikari) [@allfishlovehikari](https://www.youtube.com/allfishlovehikari)

©HSUSA 2019

*"we bring water to life"*



Specializing in Service,  
Repairs and Maintenance,  
New Construction and  
Onsite Consultation

domestic and imported koi, large selection of aquatic plants,  
pond liner, plumbing supplies, & pond equipment

25 Years Experience

12257 Old Pomerado Road, Poway 858-486-0033  
[www.sdpondandgarden.com](http://www.sdpondandgarden.com) Gen. Cont. Lic #933311



**Come check out our new home.**

10% DISCOUNT TO KOI CLUB MEMBERS





- **Screen Printing**
  - **Embroidery**
  - **Vinyl**
  - **Sublimation**
- Custom shirts, mugs  
and more...



8660 Miramar Rd, Ste K  
**www.Tiger-Ts.com**  
858-271-0955



# BEAVER CREEK AQUATICS

Justin Beaver  
tel: (619) 277-7933  
fax: (619) 258-5722  
email: info@beavercreekaqua.com


- Pond design
- Consultation
- Installation
- Troubleshooting
- Repairs
- Deep cleaning
- Scheduled maintenance



# NIJIKAWA

California Aquatics

10161 Buena Vista Ave  
Santee, CA 92071 (619) 562-0802



30 Years of Pond Elegance!



Design, build, and maintain ponds,  
fountains, waterfalls, and lakes  
throughout San Diego County

Interactive Fountains

Splash Pads



[www.californiaaquatics.com](http://www.californiaaquatics.com)

"we bring water to life"




Specializing in Service,  
Repairs and Maintenance,  
New Construction and  
Onsite Consultation

domestic and imported koi, large selection of aquatic plants,  
pond liner, plumbing supplies, & pond equipment

25 Years Experience

12257 Old Pomerado Road, Poway 858-486-0033  
[www.sdpondandgarden.com](http://www.sdpondandgarden.com) Gen. Cont. Lic #933371



10% DISCOUNT TO KOI CLUB MEMBERS



# COLORADO KOI COMPANY

44444 East Iliff Trail  
Bennett, Colorado  
80102  
(720) 281-1383  
[www.coloradokoicompany.com](http://www.coloradokoicompany.com)  
[info@coloradokoicompany.com](mailto:info@coloradokoicompany.com)



# NIJIKAWA®

Designed for Your Koi

RE: THE PREMIUM KOI FOOD


## KOI BREEDERS WORD from Niigata, Japan

### Marudo:

"Nijikawa was used for yonsai Chia koi and Karashi koi, "boom-boom" growth! Will use for core variety next year."

### Koda:

"Nijikawa are used at Nisai and older ponds. "I think, Nijikawa is Super Koi Food"



+1 909 392 8889 Sales@NijikawaUSA.com

### Sekiguchi:

Nijikawa was mixed at all ponds. Great Growth. Need more Research on how to handle. "I believe Nijikawa has Tremendous Potential"



### Isa:

Nijikawa was used with 50% ratio, but finished in two weeks. Result is inconclusive. But "I think that Nijikawa maybe the ONLY Good Koi Food Made Outside of Japan"

### Hasegawa:

Nijikawa reminds me the great quality koi feed made in Japan 30 years ago! Only 15% used in Sansai pond, it completely changed the koi this year!

**Marusaka:** Nijikawa was used at all ponds with different mixing ratio. Great Growth and Great Conditions!

### Ozumi Ikarashi:

Nijikawa was used at all ponds with different mixing ratio. Great Improvement on Conformation. Koi are Healthy and Active!

www.NijikawaUSA.com



"Ultra Balance koi food produces great year-round results for the hobbyist or professional koi keeper."  
– John Svelan



**Ultra Balance Premium Koi Food**  
Health. Value. Color.



Star Milling Co.®

Locate a dealer and enter to win a free bag of Ultra Balance Premium Koi food at [koifood.com](http://koifood.com)





Koi Organisation International

**Koi Upside Down?**



**We can help!**

Learn Online

[www.KoiOrganisationInternational.org](http://www.KoiOrganisationInternational.org)



Click the  
image to  
view  
their  
website.





Click the  
image to  
view  
their  
website.



THE MAGAZINE FOR ALL KOI KEEPERS



[HOME](#) ■ [ABOUT US](#) ■ [DIRECTORY](#) ■ [CALENDAR](#) ■ [MEDIA KIT](#) ■ [KOI CLUB NEWS](#) ■ [ARTICLE INDEX](#) ■ [CLUB FORMS](#)





**Editor Note:** I have included the links below so that many of you can have a better understanding of Potassium Permanganate . It is NOT the clubs endorsement of your use of it nor will the club be responsible for any outcome of its use or misuse. It is however part of the learning process and if used properly can be beneficial to your pond. **Potassium Permanganate is extremely dangerous to both your koi and yourself. Please read all the cautionary material on handling and use. I have posted this because a number of people have asked me about Potassium Permanganate Tx**

I had included the Roark article on PP TX but was informed it was outdated and newer information exist that is more precise. Therefore I have added the link to the Roark method in case anyone wants to see what he was doing. I would recommend that if you have never used Potassium Permanganate that you do a bit of research first as it can kill all your koi if not used properly. On the other hand it can be pretty useful if used correctly.

We are all adults and quite capable of making our own decisions, AFTER doing some research and understanding the issues.

I am leaving the links in as a source of information only .

The KCSO is not responsible for your usage of any product and will not be held responsible any results from your using any of the linked information.

At the rescue sanctuary I use PP as needed and have never had an issue with it. Most of the times I use it between fish loads to NUKE a filter and pond for the next load of fish. I even used it on my swimming pool

Dr Erik Johnson (Koivet.com) Has plenty of fish health articles on his website. I have added his link below.

<http://koivet.com/>

[Roark article](#)

<https://agrifecdn.tamu.edu/fisheries/files/2013/09/The-Use-of-Potassium-Permanganate-in-Fish-Ponds.pdf>

<https://sacramentokoi.com/potassium-permanganate/>

<http://www.koiknowledge.com/faq-potassium-permanganate.html>

<https://www.koiphen.com/forums/showthread.php?6865-PP-dosage>

**Once again the Koi Club of San Diego is not responsible for any outcome when using any of the products mentioned in the links**





# KOI SHOW



**The KOI CLUB of**

**Invites You to Their  
33rd Annual Koi Show  
March 7th & 8th, 2020  
Del Mar Fairgrounds  
Activity Center  
Exhibit Hours**

**Saturday: 9am - 4pm**

**Sunday: 9am – 2pm**

**Show Chairman — Matt Rhoades  
show@koicsd.org**

**Entrant Chairman — Jack Chapman  
entrant@koicsd.org**

**Vendor Chairman — Greg Ruth  
vendor@koicsd.org**

**For more information on the show,  
please check out our website at**

**koiclubofsandiego.org**

**Grand Champion**

Owner: Nelson Castro  
Gin Rin  
Size 9

 **32nd Annual Koi Show 2019**

**FREE KOI SHOW**

**Koi Competition**

**Vendors of Koi**

**Pond Plants**

**Equipment**

**Artwork &**



**AKCA**

**Major Sponsors of the KCSD 2020 Koi Show**

